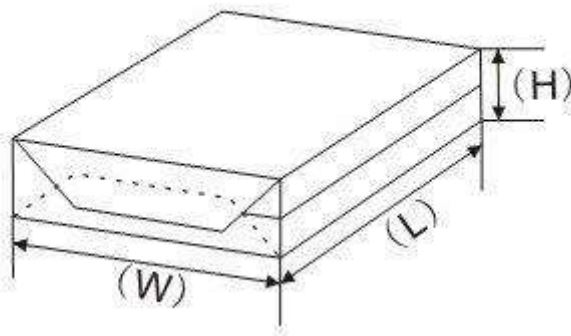


## Match the foil



Correctly matched foil dimensions are a must. The machine has a knife to cut off the excess foil, but it is more convenient economical to match the foil to the product. When choosing the foil, two parameters should be considered: product length and height.

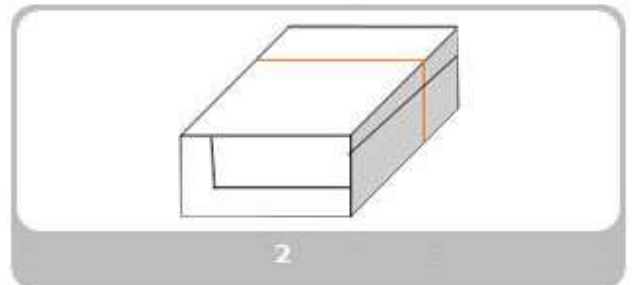
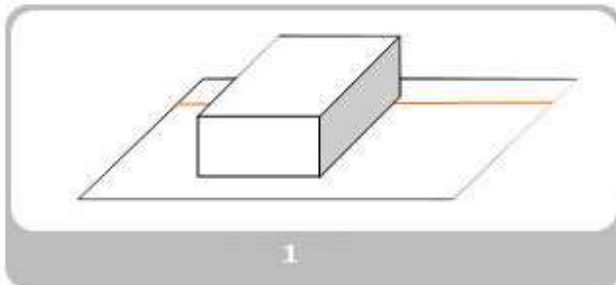
Match the foil according to the formula:

$$L + (2 \times H) = \text{Foil dimension in mm}$$

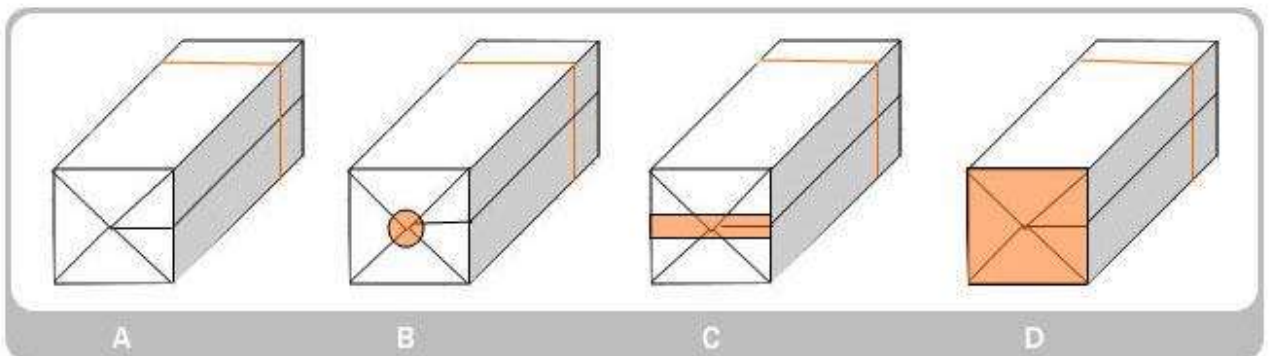
\* ( 2 x H ) depending what overlap you wish to obtain

**L** –product length **W** – product width **H** –product **height**

## Wrapping



## Weld types



\* standard weld as shown in Figure D